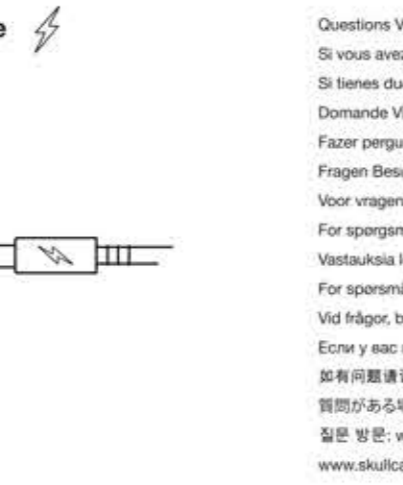
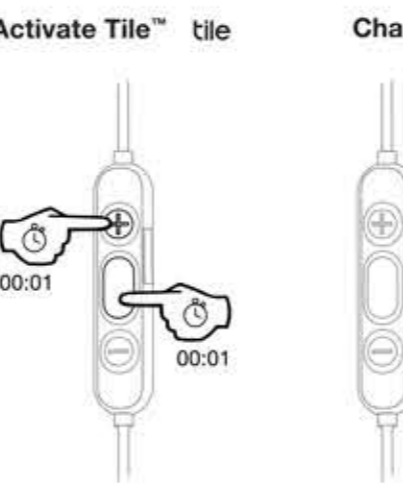
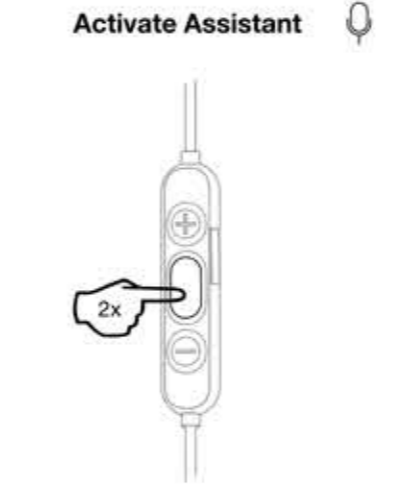
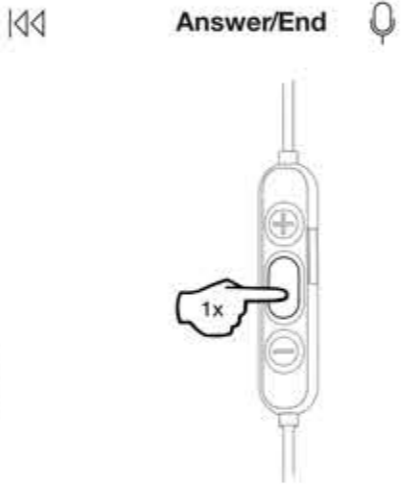
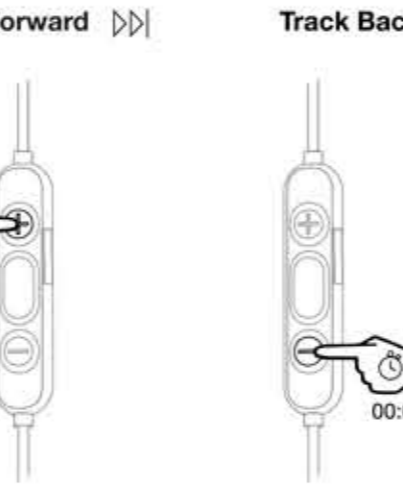
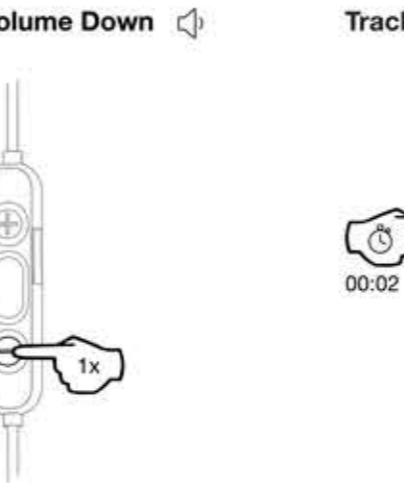
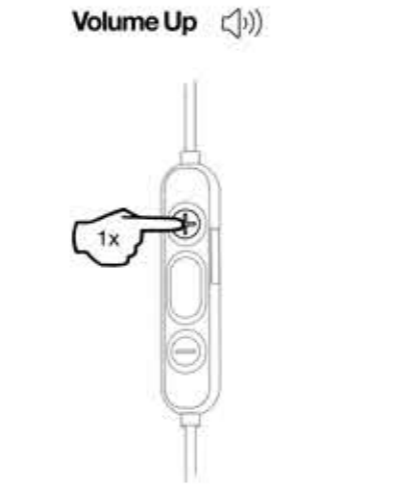
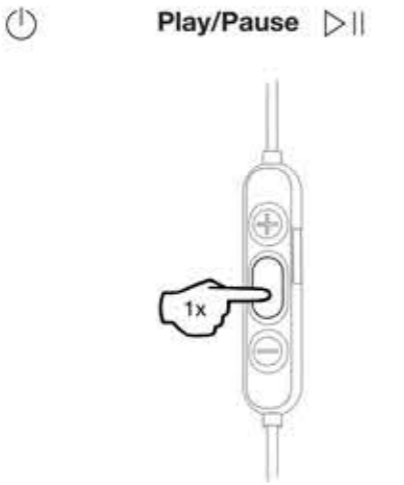
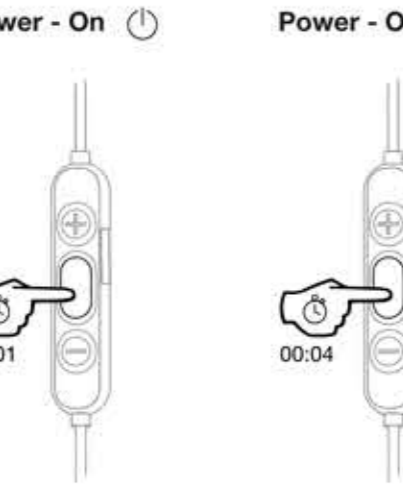
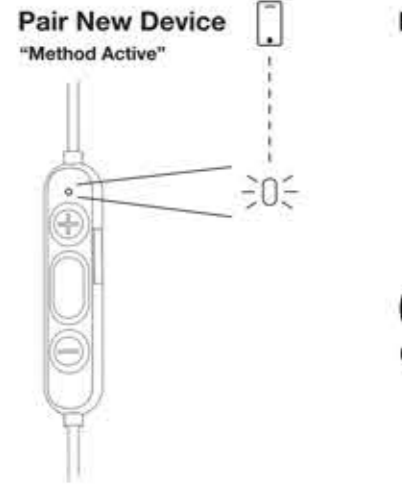
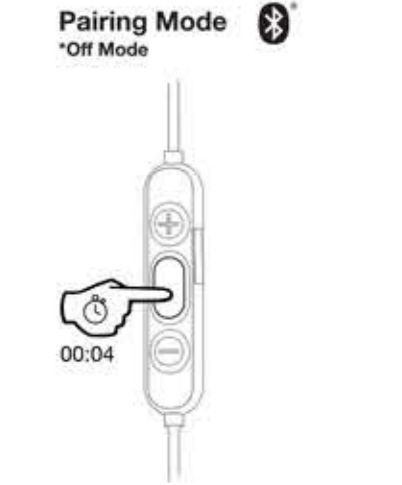


Method Active



Questions Visit: [www.skullcandy.com](http://www.skullcandy.com)  
 Si vous avez des questions sur [www.skullcandy.com](http://www.skullcandy.com)  
 Si tienes dudas, visita: [www.skullcandy.com](http://www.skullcandy.com)  
 Domande Visitare il sito: [www.skullcandy.com](http://www.skullcandy.com)  
 Fazer perguntas: [www.skullcandy.com](http://www.skullcandy.com)  
 Fragen Besuch: [www.skullcandy.com](http://www.skullcandy.com)  
 Voor vragen bezoek: [www.skullcandy.com](http://www.skullcandy.com)  
 For spørsmål se: [www.skullcandy.com](http://www.skullcandy.com)  
 Vastausia löytyy: [www.skullcandy.com](http://www.skullcandy.com)  
 For spørsmål, besøk: [www.skullcandy.com](http://www.skullcandy.com)  
 Vid frågor, besök: [www.skullcandy.com](http://www.skullcandy.com)  
 Если у вас возникнут вопросы, посетите: [www.skullcandy.com](http://www.skullcandy.com)  
 如有疑问请访问: [www.skullcandy.com](http://www.skullcandy.com)  
 質問がある場合はこちらをご覧ください: [www.skullcandy.com](http://www.skullcandy.com)  
 질문 방문: [www.skullcandy.com](http://www.skullcandy.com)  
[www.skullcandy.com](http://www.skullcandy.com): [www.skullcandy.com](http://www.skullcandy.com) یا تھانہ کی معلومات حاصل کرنے کے لیے



Download the Tile™ App  
 Télécharger l'app Tile™  
 Descargar la Aplicación Tile™  
 Scaricare l'App Tile™  
 Transira a Aplicação Tile™  
 Die Tile™ App Herunterladen  
 De Tile™ app downloaden  
 Download Tile™ App  
 Lataa Tile™ sovellus  
 Last ned Tile™ Appen  
 Ladda ner Tile™ Appen  
 Загрузить приложение Tile™  
 下载 Tile™ 应用  
 Tile™ アプリをダウンロードする  
 Tile™ 앱 다운로드하기  
 下载 Tile™ 应用

Pair Tile™  
 Associer Tile™  
 Emparejar Tile™  
 Abbinare Tile™  
 Emparehar Tile™  
 Tile™ koppeln  
 Met Tile™ koppelen  
 Par med Tile™  
 Muodosta Tile™-laitteita  
 Sammenkoble med Tile™  
 Para Tile™  
 Parallela Tile™  
 配对 Tile™  
 Tile™ をペアリングする  
 Tile™ 페어링하기  
 配对 Tile™

Charge  
 Charge  
 Cargar  
 Carica  
 Carregar  
 Aufladen  
 Opladen  
 Lataus  
 Lading  
 Ladda  
 Зарядка  
 充电  
 充電  
 충전  
 لاشحن

For best quality avoid storing product in conditions above 100 degrees.  
 Pour assurer la meilleure qualité, évitez de garder aux températures qui dépassent 37,7 °C degrés.  
 Evite guardar el producto en temperaturas por encima de los 37,7 grados para asegurar su máxima calidad.  
 Per avere la migliore qualità evitare di conservare il prodotto in condizioni che superano i 37,7 gradi.  
 Para obter a melhor qualidade, evita guardar o produto em condições superiores a 37,7 graus.  
 Um die bestmögliche Qualität zu gewährleisten, Produkt nicht über 37,7 °C lagern.  
 Om de kwaliteit van dit product optimaal te houden, mag het niet bij temperaturen boven 37,7 °C worden opgeslagen.  
 For optimal kvalitet bør du unngå å oppbevare produktet i temperaturer over 37,7 grader.  
 För bästa kvalitet, undvik förvaring över 37,7 grader.  
 Для наилучшего качества избегайте хранения продукта в условиях выше 37,7 градусов.  
 为了确最佳音质，避免将产品置于高于37.7摄氏度的环境之中。  
 最高の音質を保持するため、37.7 °C 以上の条件で製品を保管しないでください。  
 최상의 음질을 위해 제품을 37.7도 이상에 보관하지 마세요.  
 دھونڈا اور 37.7 درجہ حرارت سے زیادہ گرمی سے محفوظ رکھیں اور محفوظ رکھیں۔

The FCC Compliance Statement  
 This device complies with part 15 of the FCC Rules. Operation is subject to the following two conditions: (1) This device may not cause harmful interference, and (2) this device must accept any interference received, including interference that may cause undesired operation. This equipment has been tested and found to comply with the limits for a Class B digital device, pursuant to part 15 of the FCC Rules. These limits are designed to provide reasonable protection against harmful interference in a residential installation. This equipment generates, uses and can radiate radio frequency energy and, if not installed and used in accordance with the instructions, may cause harmful interference to radio communications. However, there is no guarantee that interference will not occur in a particular installation. If this equipment does cause harmful interference to radio or television reception, which can be determined by turning the equipment off and on, the user is encouraged to try to correct the interference by one or more of the following measures:  
 —Reorient or relocate the receiving antenna.  
 —Increase the separation between the equipment and receiver.  
 —Connect the equipment into an outlet on a circuit different from that to which the receiver is connected.  
 —Consult the dealer or an experienced radio/TV technician for help.  
 The user is cautioned that any changes or modifications not expressly approved by the party responsible for compliance could void the user's authority to operate the equipment.

IC Compliance Statement:  
 This device contains licence-exempt transmitter(s)/receiver(s) that comply with Innovation, Science and Economic Development Canada's licence-exempt RSS(s). Operation is subject to the following two conditions: (1) This device may not cause interference.(2) This device must accept any interference, including interference that may cause undesired operation of the device.  
 L'émetteur/récepteur exempt de licence contenu dans le présent appareil est conforme aux CNR d'Innovation, Sciences et Développement économique Canada applicables aux appareils radio exempts de licence. L'exploitation est autorisée aux deux conditions suivantes : (1) L'appareil ne doit pas produire de brouillage; (2) L'appareil doit accepter tout brouillage radioélectrique subi, même si le brouillage est susceptible d'en compromettre le fonctionnement.  
 La operación de este equipo está sujeta a las siguientes dos condiciones: (1) es posible que este equipo o dispositivo no cause interferencia perjudicial y (2) este equipo o dispositivo debe aceptar cualquier interferencia, incluyendo la que pueda causar su operación no deseada.  
 (1) 이 기기는 가정용으로 전자파적합등록을 한 기기로서 주거지역에서는 물론 모든 지역에서 사용할 수 있습니다. (2) 당해 무선설비는 전파혼신 가능성이 있으므로 인명안전과 관련된 서비스는 할 수 없습니다.  
 根據NCC低功率電波輻射性電機管理辦法規定：  
 (1)第十二條經型式認證合格之低功率射頻電機，非經許可，公司、商號或使用者均不得擅自變更頻率、加大功率或變更原設計之特性及功能。  
 (2)第十四條  
 低功率射頻電機之使用不得影響飛航安全及干擾合法通信；經發現有干擾現象時，應立即停用，並改善至無干擾時方得繼續使用。  
 前項合法通信，指依電信法規定作業之無線電通信。  
 低功率射頻電機須忍受合法通信或工業、科學及醫療用電波

Pair New Device "off Mode"  
 Coupler Nouvel Appareil "mode Off"  
 Vincular Nuevo Dispositivo "modo Apagado"  
 Accoppiamento Nuovo Dispositivo "modalità Spento"  
 Emparehar Novo Dispositivo "modo Desligado"  
 Mit Neuem Gerät Koppeln "ausgeschalteter Zustand"  
 Nieuw Apparaat Paren "uitmodus"  
 Pardan Ny Erihet "slukket Tilstand"  
 Muodosta Uusi Laitteita "off-tila"  
 Sammenkoble Ny Erihet "av-modus"  
 Para Ny Erihet "av-läge"  
 Спряжение Нового Устройства  
 "в выключенном режиме"  
 配对新设备 "关机模式"  
 新しいデバイス をペアリング "オフモード"  
 '새 기기' 짝 맞추기 "오프 모드"  
 وضع الجهاز في حالة إيقاف التشغيل

Pairing Mode  
 Mode Couplage  
 Modo De Vinculación  
 Accoppiamento  
 Modo Emparehamento  
 Koppelmodus  
 Paarmodus  
 Pardan Ny Erihet "slukket Tilstand"  
 Muodosta Uusi Laitteita  
 Sammenkoblemodus  
 Parallellsläpp  
 Режим Спряжение  
 "в выключенном режиме"  
 配对模式  
 ペアリングモード  
 페어링 모드  
 '새 기기' 짝 맞추기  
 وضع الجهاز في حالة إيقاف التشغيل

Power - On  
 On  
 Encendido  
 Accensione  
 Ligar  
 Ein  
 Aan  
 Tænd  
 Virta Päälle  
 Ström Av  
 Ström Av  
 Включить Питание  
 开机  
 電源 - On  
 전원 켜기  
 تشغيل الجهاز

Power - Off  
 Off  
 Apagado  
 Spegnimento  
 Desligar  
 Aus  
 Uitzetting  
 Sluk For Strøm  
 Virta Päälle/pois  
 På  
 På  
 Ström Av  
 Включить Питание  
 关机  
 電源 - Off  
 전원 끄기  
 إيقاف تشغيل الجهاز

Play/pause  
 Lecture/pause  
 Reproducir/pausar  
 Riproduci/pausa  
 Reproduzir/colocar Em Pausa  
 Wiedergabe/pause  
 Afspil/pause  
 Toistotauko  
 Spill/pause  
 Spela Upp/pausa  
 Воспроизведение/пауза  
 播放/暫停  
 再生 / 一時停止  
 재생/일시 정지  
 تشغيل الجهاز/توقف الصوت

Volume Up  
 Volume +  
 Subir Volumen  
 Aumento Volume  
 Aumentar O Volume  
 Lautstärke Erhöhen  
 Volume Omhoog  
 Skru Op For Lydstyrken  
 Äänenvoimakkuuden Lisäys  
 Volum Opp  
 Öka Volymen  
 Увеличение Громкости  
 音量增大  
 音量を上げる  
 볼륨 높이기  
 رفع مستوى الصوت

Volume Down  
 Volume -  
 Bajar Volumen  
 Riduzione Volume  
 Diminuir O Volume  
 Lautstärke Senken  
 Volume OmLaag  
 Skru Ned For Lydstyrken  
 Äänenvoimakkuuden Vähennys  
 Volum Ned  
 Sänka Volymen  
 Уменьшение Громкости  
 音量减小  
 音量を下げる  
 볼륨 낮추기  
 خفض مستوى الصوت

Track Forward  
 Piste Suivante  
 Adiantar  
 Brano Successivo  
 Faixa Seguinte  
 Nächster Titel  
 Volgend Nummer  
 Skift Til Næste Musiknummer  
 Kelaus Eteenpäin  
 Neste Spor  
 Nästa Ljudspår  
 Переключение На 1 Трек Вперед  
 下一曲目  
 次のトラックを再生する  
 다음 트랙으로  
 مساري التالي

Track Back  
 Piste Précédente  
 Retroceder  
 Brano Precedente  
 Faixa Anterior  
 Vorangehender Titel  
 Vorig Nummer  
 Musiknummer Tilbage  
 Kelaus Taaksepäin  
 Forrige Spor  
 Byta Till Föregående Spår  
 Переключение На 1 Трек Назад  
 上一曲目  
 前のトラックを再生する  
 이전 트랙으로  
 مساري الخلف

Answer/End  
 Répondre/fin  
 Responder/colgar  
 Risposta/fine  
 Atender/desligar  
 Annehmen/beenden  
 Beantwoorden/beëindigen  
 Besvar/afslut  
 Vastaus/lopetus  
 Svar/avslutt  
 Svara/lägg På  
 Ответить/закончить  
 接听/結束  
 応答 / 終了  
 전화 받기/끊기  
 الرد/إنهاء

Activate Assistant  
 Activer l'assistant vocal  
 Activar el asistente de voz  
 Attivare assistente vocale  
 Ativar assistente de voz  
 Sprachassistenten aktivieren  
 Stemhulp activeren  
 Aktivér talestøtte  
 Vastaus/lopetus  
 Svar/avslutt  
 Svara/lägg På  
 Активировать голосовой помощник  
 激活语音助理  
 ボイスアシスタントをアクティベートする  
 음성 인식 가동화  
 یتوصیایا ریاسمیرا طوی شربت

Tile™ Enabled: Download the App  
 Télécharger l'app Tile™  
 Descargar la Aplicación Tile™  
 Scaricare l'App Tile™  
 Transira a Aplicação Tile™  
 Die Tile™ App Herunterladen  
 De Tile™ app downloaden  
 Download Tile™ App  
 Lataa Tile™ sovellus  
 Last ned Tile™ Appen  
 Ladda ner Tile™ Appen  
 Загрузить приложение Tile™  
 下载 Tile™ 应用  
 Tile™ アプリをダウンロードする  
 Tile™ 앱 다운로드하기  
 下载 Tile™ 应用

Activate Tile™ tile  
 Associer Tile™  
 Emparejar Tile™  
 Abbinare Tile™  
 Emparehar Tile™  
 Tile™ koppeln  
 Met Tile™ koppelen  
 Par med Tile™  
 Muodosta Tile™-laitteita  
 Sammenkoble med Tile™  
 Para Tile™  
 Parallela Tile™  
 配对 Tile™  
 Tile™ をペアリングする  
 Tile™ 페어링하기  
 配对 Tile™

Charge  
 Charge  
 Cargar  
 Carica  
 Carregar  
 Aufladen  
 Opladen  
 Lataus  
 Lading  
 Ladda  
 Зарядка  
 充电  
 充電  
 충전  
 لاشحن

Skullcandy USER GUIDE