1

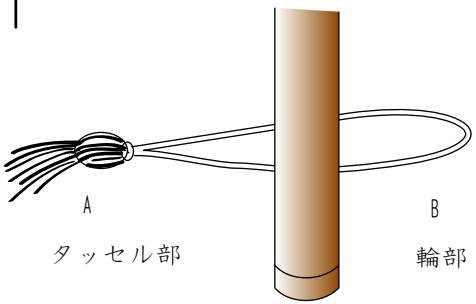

2

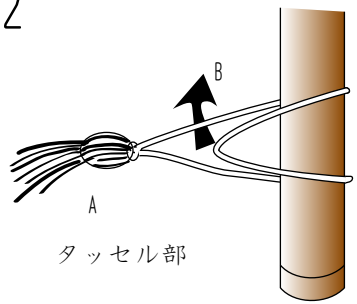

B 部を A の間に通す

3

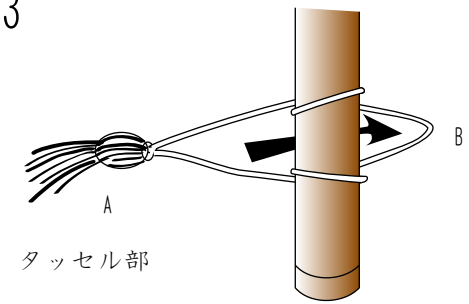

B 部を手元を 1 周させる

4

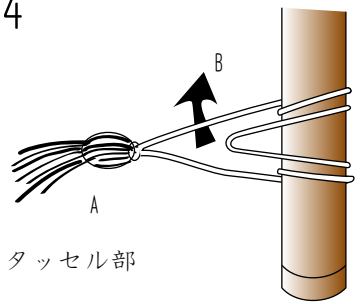

更に B 部をもう一度 A の間に通す

5

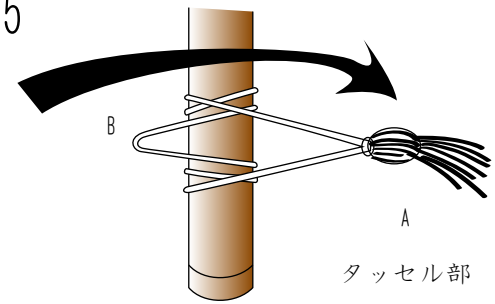

B 部はそのままに
A 部を手元の前を通り右側へ

6

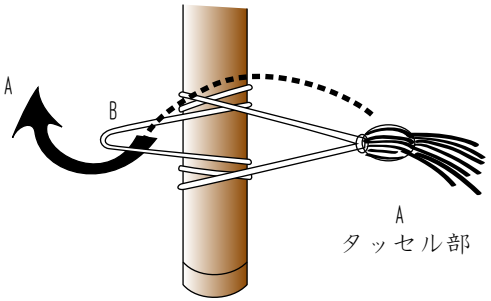

B 部輪部の中に A 部を通す

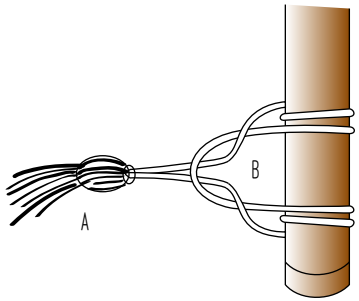

通した状態

7

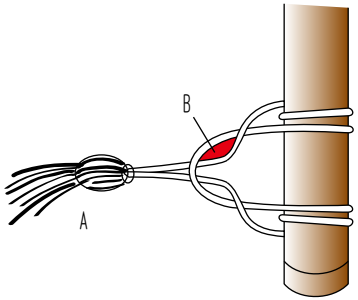

B 部（赤く示した部分）の輪の中に
A 部を通す

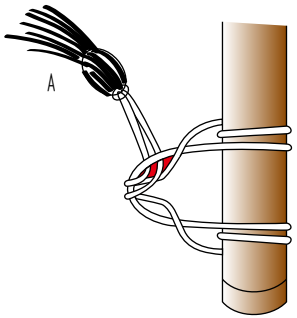

通した状態

8

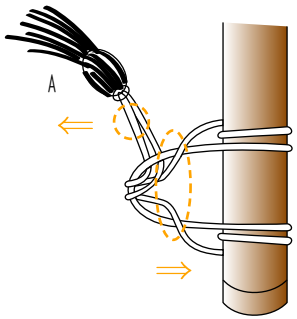

◯部分を持ち、締めこむ。
この時房部を持つと破損することが
あるので、紐部をもって締める

9

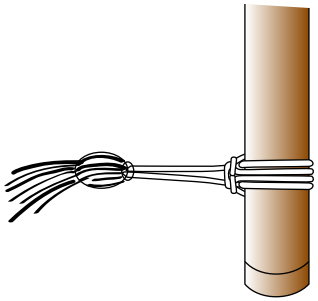

完成
（時々ゆるくなってきたら
締めこんでください）