

Features

- Response® technology provides reliable touchless on/off operation through a state-of-the-art sensor that responds in 20 milliseconds.
- Two-function sprayhead with touch-control allows you to switch from stream to Sweep® spray.
- Sweep® spray features specially angled nozzles that form a wide, powerful blade of water to sweep your dishes and sink clean.
- DockNetik® magnetic docking system securely locks the sprayhead into place when not in use.
- Ceramic disc valves exceed industry longevity standards, ensuring durable performance for life.
- ProMotion® technology's light, quiet braided hose and swiveling ball joint make the pull-down sprayhead easier and more comfortable to use.
- MasterClean™ sprayface features an easy-to-clean surface that withstands mineral buildup.
- High-arch spout offers superior clearance for filling pots and cleaning.
- Single lever handle is simple to use and makes adjusting water temperature easy.
- Temperature memory allows faucet to be turned on and off at the temperature set during prior usage.
- 290° spout rotation.
- AC-powered operation—no batteries to replace.
- 1.5 gpm (5.7 lpm) maximum flow rate at 60 psi (4.14 bar).

Material

- Premium metal construction for durability and reliability.
- KOHLER finishes resist corrosion and tarnishing.

Installation

- For single-hole installation (3-hole escutcheon available; sold separately, K-99272).
- Flexible supply lines simplify installation.
- If a 120 Volt, unswitched power outlet is not located within 5-feet of the faucet use Service part number 1203620 (power supply extension cable).

Adapters, Rough-in and Extension Kits

1012715 Range: 3-1/4" (83 mm) - 5-3/8" (137 mm)

Recommended Products/Accessories

1167289 1.5 GPM [5.7 l/min] Low Flow Kit
1203620 Power Supply Cable Extension
K-99272 Three-Hole Kitchen Faucet Escutcheon
K-23723 Faucet cleaner



ADA CSA B651

Codes/Standards



ASME A112.18.1/CSA B125.1
NSF/ANSI 61
NSF/ANSI 372
All applicable US Federal and State material regulations
DOE - Energy Policy Act 1992
ADA
ICC/ANSI A117.1
CSA B651

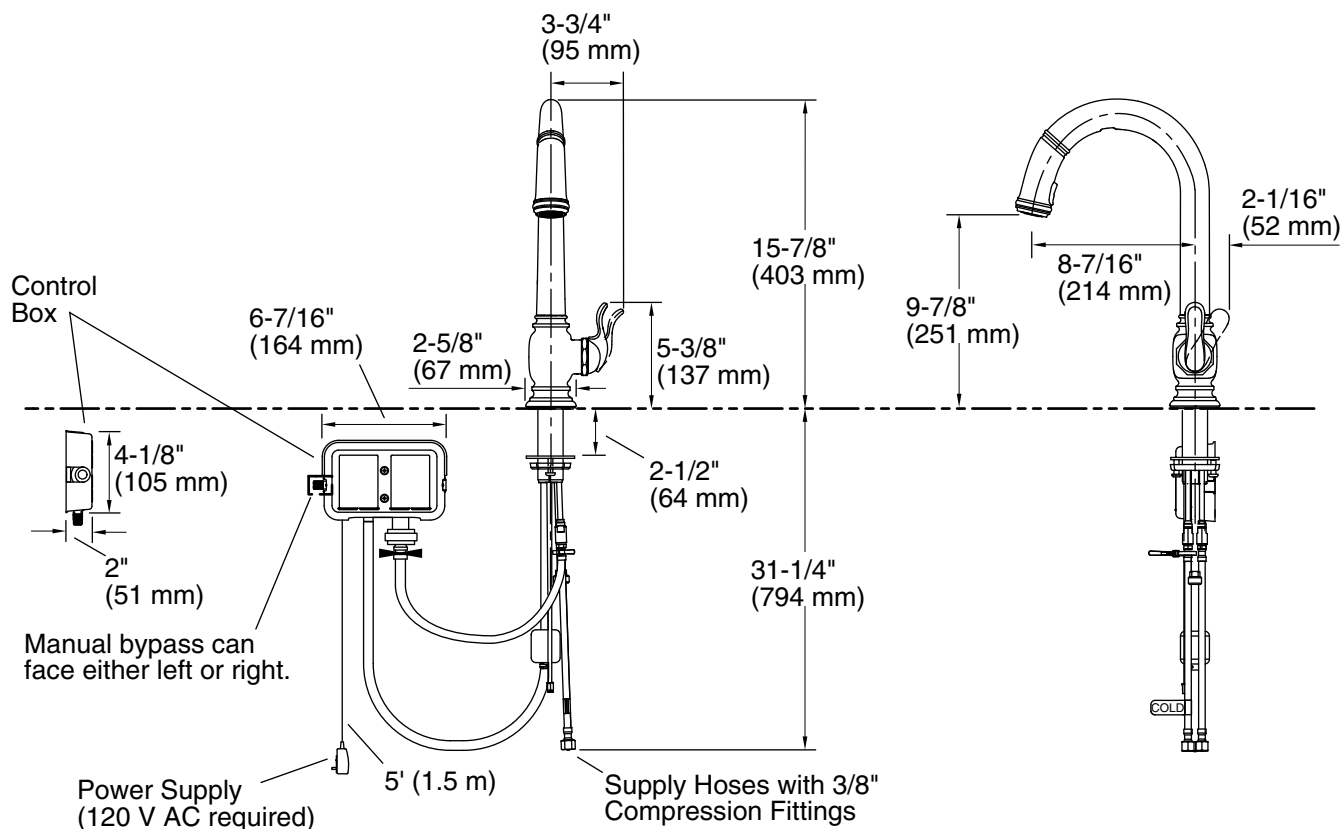
KOHLER® Electronic Faucets, Valves, and Controls Five-Year Limited Warranty

See website for detailed warranty information.

Available Colors/Finishes

Color tiles intended for reference only.

Color	Code	Description
	SN	Vibrant® Polished Nickel
	VS	Vibrant® Stainless



Required Electrical Service

One dedicated circuit required, protected with Class A Ground-Fault Circuit-Interrupter (GFCI). Outside North America, this device may be known as a Residual Current Device (RCD).
120 V, 50/60 Hz

Technical Information

All product dimensions are nominal.

Power source: Plug - AC, included

Faucet:

Flow rate: 1.5 gal/min (5.7 l/min)

Pressure: 60 psi (4.1 bar)

Spout:

Spout reach: 8-7/16" (214 mm)

Notes

Install this product according to the installation guide.

REQUIRED: Unswitched power outlet (120 V AC) located below the sink and within 5' (1.5 m) of the control box. (Garbage disposals typically use switched outlets and are not recommended.)

If a 120 Volt, unswitched power outlet is not located within 5' (1.5 m) of the faucet use Service part number 1203620 (power supply extension cable).

ADA, CSA B651 compliant when installed to the specific requirements of these regulations.