

Warranty certificate Exidéal Deux

This warranty guarantees that if a failure occurs within the following period from the date of purchase, free repair will be served as described below.
The purpose of use of the personal information you have written is described below. Please refer.

Stock Number		
Serial Number		
Warranty Term one year after shipment		
Purchase Date		
Customer Information	ZIP	
	ADDRESS	
	NAME	
	TELL	
Distributor		

【Regulation for free repair】

1) If the product fails during the warranty period under the correct usage according to the instruction manual and the label attached to the main body, free repair will be served based on the contents of this warranty card.

●Please bring the warranty when you need the free repair. Shipping charges for all warranty repairs are at the owner's expense when you send it to our customer service or original distributor.

●Please contact our customer service if you do not ask for free repair at the original distributor.

2) Please contact our customer service about free repair when you move to another place.

3) Please contact our customer service when you can not receive free repair service at the original distributor due to the product being given as a gift.

4) This warranty does not apply:

●The damage caused by misuse, Informal repair, informal alteration

●The damage caused by relocation of storage, transport, drop after purchasing

●The damage caused by fire, earthquake, flood, lightning, other natural disasters, abnormal voltage, unspecified power supply (voltage/frequency), etc.

●Shipping damage or damage caused by mishandling by the freight carrier

●The damage caused by use other than home use (Example: business purpose)

●Not provide this warranty

●Not provide proof-purchase day, distributor name, your name and reformatted in this warranty

5) consumable items are not covered by the warranty.

6) This warranty is only valid in Japan.

7) We do not reissue this warranty.

■ Purpose for usage of the personal information

*We will maintain and use customer information (copy of warranty) for free repair support and safety inspection within the warranty period.

*This warranty guarantees that if a failure occurs under the period from the date of purchase, free repair will be served. It does not limit the customer's legal rights and obligations to the person responsible for warranty and other business partners, issuing this warranty. Please contact our customer service when you have questions about repair after the warranty period.

*For after-sales service after the warranty period has expired, refer to "After-sales service" in the manual.

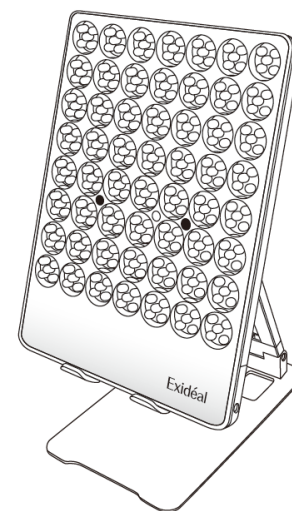
Warranty attached

Manual / Warranty

Exidéal

Deux

P.1-P.2	Safety & Notes
P.3	Items included and name of each part / name of button
P.4	Product features
P.5	Program List / Custom Program
P.6	Program × Optional functions Combination List Temperature sensor / Distance sensor
P.7	Before Using / How to Use
P.8	Q&A
P.9	Troubleshooting
P.10	After-sales service / Specifications



Thank you for purchasing our product "Exidéal Deux".
Please read this manual carefully and use our product.
The warranty is included on the back side of this manual. Please keep it safe.

Haslux Co., Ltd.

Haslux Co., Ltd.

ZIP:106-0032

29F ARK HILLS SENGOKUYAMA MORI TOWER, 1-9-10, Roppongi, Minato-ku, Tokyo, Japan

TEL:+81-3-6206-6188 FAX:+81-3-6206-6289




<https://www.exideal.jp>

Safety & Notes



Please read this instruction manual carefully and use the product safely and correctly.






- These notes provide instruction on the safe and correct use of our product and to prevent injury and damage.
- Below are the classifications for these notes.














Cautious classification

-  **Danger** This symbol indicates an imminently hazardous situation which, if not avoided, result in death or serious injury.
-  **Warning** This symbol indicates that the user risks of death or serious injury if not avoided.
-  **Caution** This symbol indicates a potentially hazardous situation, which, if not avoided, may result in personal injury or damage to the equipment.

Explanation of Figure

-  This symbol indicates acts prohibited.
-  This symbol indicates a mandatory action that must be followed.

 Warning	
Persons who use a heart pacemaker or electro-medical apparatus that may cause malpractice. Please do not use this product.	
 Warning	
	Please close your eyes during irradiation with or without goggles. Please do not use anything other than Exidéal dedicated goggles. When using this product, do not look directly into LED light.
	Do not use this product for any other purposes than doing skincare of your face and body. Or do not use the broken product. If you have any concerns about your skin and physical condition when using, please consult a doctor before using.
	<div> <p>For those who have any skin problems listed below, please do not use this product. It may worsen skin problems.</p> <ul style="list-style-type: none"> • Photosensitivity • Those who have skin disease or medical history of skin problems • Dermatitis (Atopic dermatitis, Contact dermatitis, excessive sunburn, etc.) • Metal allergy • Areas with purulence due to acne and pimple • Eczema, swelling, and warts (including virus) • Purpura • Melasma </div> <div> <p>For those who have any disease listed below, please do not use this product. It may cause unexpected accidents or skin and body problems.</p> <ul style="list-style-type: none"> • Acute disease • Blood disease (hemorrhagic disease, hemophilia, etc.) • Those who are being under treatment or being followed up for abnormal blood pressure • Febrile disease • Malignant tumor • Epidemic (Infectious diseases) • Facial neuropathy • Head and ophthalmologic sequelae due to traffic accidents </div>
	<div> <p>Do not use this product on the skin and the areas that follow below. It may cause unexpected accidents or skin and body problems.</p> <ul style="list-style-type: none"> • Sensitive skin • Cut </div> <div> <p>For those who have any of the following, please do not use this product. It may cause unexpected accidents or skin and body problems.</p> <ul style="list-style-type: none"> • Those who have epileptic seizures that respond to blinking lights • Allergic constitution • Those who have telangiectasia due to long-term use of steroid hormones or due to liver dysfunction • Those who are during menstruation • Those who are pregnant, one month after childbirth, and during nursing • Those who are after drinking alcohol or taking medicine (especially medicine that induces sleep) • Those who are very tired, who do not feel well, and who need rest • Those who are with body temperature of 38°C or higher (fever period) </div>
	Please use electricity rated at 100-240V outlet and use the Exidéal dedicated AC adaptor. Or there is a risk of fire, electric shock, or malfunction.
	Do not use if the cord or adaptor is damaged, hot, or loosely plugged into an electrical outlet. Or there is a risk of fire, electric shock, short circuit, and burns.
	Please do not damage, bend, pull, stretch, kink, or place heavy objects on power cords. Or There is a risk of fire, electric shock, short circuit, and burns.
	Remove Accessories such as earrings or necklaces for use. It may cause accidents or problems.

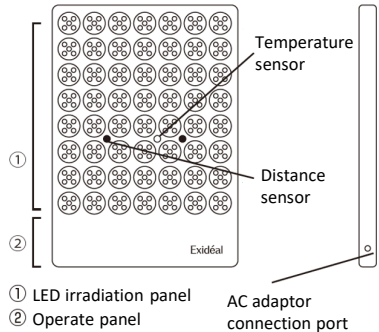
 Warning	
	Do not store this product in a bathroom or in a humid place, and do not place it on where is subject to water (such as a washbasin). There is a risk of fire or electric shock due to deterioration.
	Do not throw this product into fire or heat it or leave it alone at a high temperature. If not, it may cause heating and fire, burst.
	Do not use this product near any flammable object (alcohol, thinner, benzene, liquid remover, spray, etc.) If not, it may cause fire or electric shock, or injury.
	In the following cases, please stop using this product, turn the power off, and unplug the dedicated AC adaptor from the outlet. There is a risk of fire or burns due to abnormal output. ●Smoke from this product ●Abnormal heating from this product ●Abnormal noise from this product ●Odor from this product
	Never modify, disassemble or repair this product except by repair service engineers designated by us. There is a risk of fire or injury due to abnormal operation.
	Do not soak this product in water. There is a risk of electric shock or short circuit.
	Be sure to turn the power off by unplug the dedicated AC adaptor from the outlet when not in use. If not, it may cause electric shock, short circuit, or fire due to insulation deterioration.
	Do not remove AC adaptor with wet hands. It could cause a short circuit or result in an electric shock.
	This product contains a very strong infrared irradiation pulse program, infrared remote control devices such as television or air conditioner may not work. If any malfunction occurs or remote control cannot be used arises, please turn off the power of this product.
	Keep this product out of the reach of children. If not, it may cause accidents and problems.
	Do not use with pets or young children, and do not let them play with this product. If not, it may cause accidents or injury.
	For those who use this product for the first time or who have sensitive skin, shorten usage time to use it while checking the skin condition. If not, it may cause accidents and problems.
	Follow the instruction manual for usage time and frequency. If not, it may cause accidents or problems.
	If you feel pain or discomfort, stop using this product. If not, it may cause accidents and problems.
 Caution	
	On the day of hair removal or shaving process, do not apply this product on the same area. There is a risk of swelling and redness.
	When adjusting the height and angle of the dedicated stand, be sure to remove the main body of this product. Also, adjust the stand with your hand on the base plate. Be sure to use this product on a flat surface. Do not use this product in an unstable place., as it is extremely dangerous.
	Do not use the stand with the screws loosened. If not, it may cause accidents and problems.
	If the screws become loose, use the hexagonal wrench provided to adjust them. If not, it may cause accidents and problems.
	Do not use the dedicated stand for any purpose other than its intended use.
	Do not drop, throw, and give a strong shock on this product. If not, it may cause accidents and problems.
	Do not place anything on this product.
	When unplugging the dedicated AC adaptor, be sure to hold the adaptor plug and not to pull on the cord.
	<p>Not to store this product in the following places.</p> <ul style="list-style-type: none"> ●Place exposed to direct sunlight ●Place with high humidity ●Place with a lot of dust ●Place where there is a risk of ignition ●Place exposed to wind and rain ●Place at high temperature or below zero ●Place where chemicals or gas are generated ●Place with violent vibration
Do not wipe this product with chemicals such as alcohol, thinner, benzene, alkaline detergent, bleach, neutral detergent, or disinfectant. If not, it may cause malfunction such as deformation, discoloration, crack, or damage.	

*Please keep this warranty in an accessible place for easy reference.

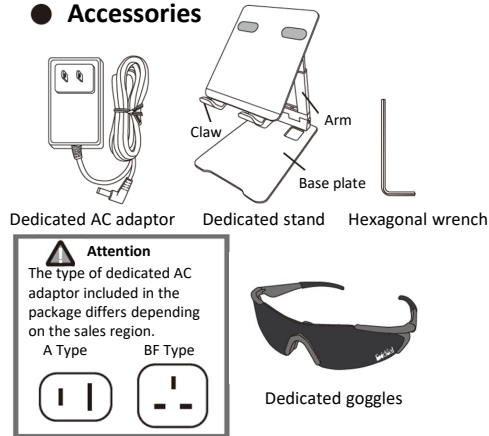
*Misuse and incorrect storage of this product are not covered by the warranty, and repair is subject to charge even during the warranty period.

Items included and name of each part

Main body



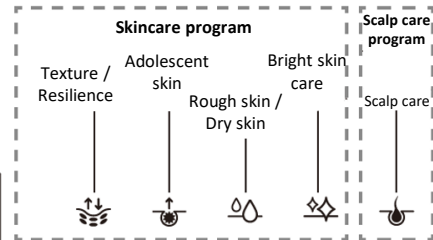
Accessories



Name of button

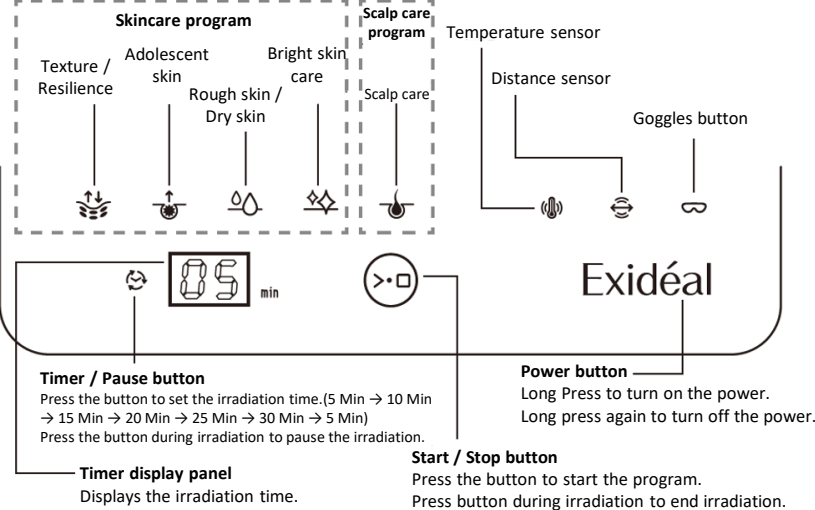
Program button

Press each icon to select the program



Optional button

Press each icon to select the optional function



*The selected button will light up green.

*If you wear goggles, select the goggle button. The button will light up green.

Product features

— More stylish, more personal, more efficient —

Next generation personal facial device created by a pioneer in LED facial device. A unique combination of specific light (wavelengths) is used to compose a program for each of your concerns. It also measures your skin condition on that day and supports your daily skin care with treatments that are best suited for you.

1 High luminance, High output LEDs and the calculated arrangement

Equip with high luminance and high output LED (280pcs of 4 wavelengths). The calculated LED placement and angled circle optical design prevents shadows from forming, delivering light to the nose and unevenness of the skin to provide salon-level treatment at home.

2 Unique LED program

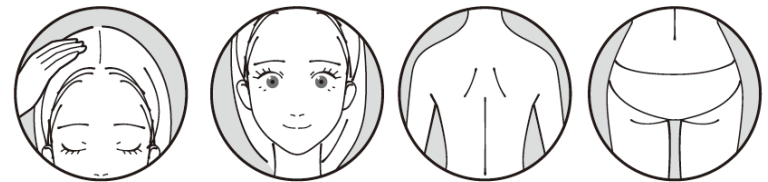
Equipped with purpose-specific programs composed of a unique combination of specific light (wavelengths) specialized for skin problems. The program combines four wavelengths (red, yellow, blue, and near-infrared) to achieve efficient treatment.

3 Custom program

Customize your original treatment from 4 skin care programs. No need to switch between programs, you can get all the care you want at once.

4 Whole Body Care

Not only your face, but also your entire body from head to toe can be cared for. The scalp care program also approaches scalp concerns.



5 Temperature sensor and Distance sensor

Equipped with sensors that measure your skin temperature and irradiation distance. It automatically adjust the power and program of the LEDs to provide personalized care for you today.



* Only skin care programs are supported















6 Stand that can be adjusted up and down, back and forth

Height and angle can be freely adjusted. Two movable axes allow fine angle adjustment. You can focus on the area you want to irradiate while relaxing in your favorite location and posture.

Program List

— LED Facial device for your skin problems —

 With Goggles
 Without Goggles

LED Program		Features	Time
Skin care program	Texture / Resilience 	For age-appropriate care, aim for textured skin with tense.	 5 Min  10 Min
	Adolescent skin 	Support skin that becomes unstable due to disturbed life rhythms and dietary habits to smooth skin.	 5 Min  10 Min
	Rough skin / Dry skin 	Care for dry and rough skin that is bothering all year round, and fluctuating skin due to irregular life.	 5 Min  10 Min
	Bright skin care 	For the skin that is affected by external environment when going out, this aftercare program makes your skin bright.	 5 Min  10 Min
Scalp care program	Scalp care 	Age-appropriate care to keep the scalp and hair in good condition. Used to care repeated coloring and UV-exposed scalp.	 10 Min

*Scalp care program and Skin care programs cannot be used together.






*An error tone will sound if the Skin care program button is pressed when Scalp care program is selected.

*Please close your eyes during irradiation regardless of whether the Goggles button is on or off.

Custom Program

Custom program can be selected from the Skin care programs (Texture and Resilience / Adolescent skin / Rough and Dry skin / Bright skin care). You can select more than one program. Scalp care program cannot be selected. The selected program will automatically switch within the set time for uniform irradiation.

Program X Optional functions Combination List

	Optional functions		
	 Temperature sensor	 Distance sensor	 Goggles
Skin care program 	×	×	×
	○	○	○
	×	○	×
	×	×	○
Scalp care program 	×	○	○
	×	×	×

*When Temperature sensor is selected, Distance sensor and the Goggles button are automatically turned on.

*An error tone will sound if the button that cannot be used together is pressed.

*If Scalp care program is selected, Optional functions cannot be used.

About the Temperature sensor

Measure your skin temperature and automatically adjust the LED balance based on the skin temperature! Treatments can be tailored to suit the conditions of the day.

- The measurement range of the Temperature sensor is within about 10 cm to 20 cm from the facial device.
- The LED balance is automatically adjusted according to the measurement results.
- After the temperature measurement is completed, the Temperature sensor button will blink until the end of the program.

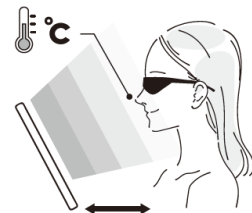
*When using the Temperature sensor, the Distance sensor and the Goggles button are automatically turned on. Please wear goggles and close your eyes.

About the Distance sensor

Measure the irradiation distance and automatically adjust the power of the LED according to the distance! LED treatment is possible with appropriate power.

- At the same time as the program starts, the Distance sensor operates.
- The recommended irradiation distance is within 10 cm to 40 cm.
- The LED irradiation output is automatically adjusted according to the measurement results.

Approximately 10 cm to 20 cm Weak
Approximately 21 cm to 30 cm Medium
Approximately 31 cm to 40 cm Strong



*More than 40 cm, the LED irradiation output will be weak for safety reasons.

*Measurement results will vary depending on the angle and reflectance of the irradiated area.

Before Using

Frequency of use	This product can be used daily. The recommended irradiation time for each program is 5 Min with goggles on and 10 Min with goggles off.
About skin	After removing makeup and washing your face, use this product while preparing your skin with your skin care products. Use this product while checking your skin condition. *If skin problems occur, please stop using and consult a doctor.
Dedicated Stand	When adjusting the height and angle of the dedicated stand, be sure to remove the main body of this product. Also, adjust the stand with your hand on the base plate. Be sure to use this product on a flat surface. Do not use this product in an unstable place.
Accessories	Before using, please remove the accessories around your face and neck such as earrings.

How to Use

(1) Turn on the power

→Connect the dedicated AC adaptor into the main body and long press the Power button to turn the power on.

(2) Select the program

→Press the Program button to select the program of your choice.

If you use Custom program, select all the programs you wish to irradiate.

*Custom program can be selected from the Skin care programs (Texture and Resilience / Adolescent skin / Rough and Dry skin / Bright skin care).

*You can select more than one program. Scalp care program cannot be selected.

*To switch to the Skin care program when Scalp care program is selected, press the Scalp care button again to deselect it.

(3) Select of the Optional functions

→Press the Temperature sensor button, the Distance sensor button, or the Goggles button to select ON/OFF for each Optional function.

*The selected button lights up green.

*When the Temperature sensor is selected, the Distance sensor and the Goggles button are automatically turned on.

*To select the Distance sensor and the Goggles button separately, press the temperature sensor button again to deselect them.

(4) Setting irradiation time

→Select the irradiation time with the Timer/Pause button. (5 Min / 10 Min / 15 Min / 20 Min / 25 Min / 30 Min)

(5) Start irradiation

→Press the Start/Stop button to start irradiation.

*If the Goggles button is turned on, wear goggles. After 3 counts, irradiation will start.

*Please close your eyes during irradiation regardless of whether the Goggles button is on or off.

*At the end of the program, beeping sounds to indicate the end of irradiation.

*During irradiation, press the Timer/Pause button to pause the program. To resume irradiation, press the Timer/Pause button again.

*During irradiation, the power button can be long pressed to force termination.

*If there is no operation for 10 Min, the power turn off automatically.

Q&A

	Question	Answer
Q1	Does it affect my eyes?	It does not affect your eyesight directly. However, if you look a very strong light for a moment, the surroundings may temporarily feel dark, so be sure to wear goggles when the Goggle button is turned on. Also, regardless of whether the Goggle button is on or off, be sure to close your eyes during irradiation.
Q2	Is it possible to irradiate an entire body?	No problem. Not only the face, but the entire body from head to toe can be treated.
Q3	Can I use it if I have acne?	Do not use if the inflammation is severe. When the inflammation has subsided, please restart while observing the situation gradually.
Q4	Will I feel tingling during use?	This product is a non-contact facial device, so it does not cause any electrical stimulation and is safe and secure.
Q5	Can I use it if I am tingling right after sunburn?	Please do not use it for more than three days when your epidermis is burned by ultraviolet light. You can use it if there is no stiffness or any other trouble with your skin after cleansing your face.
Q6	Is there a time limit for use?	Basically, you can use it for any Length of time, but we recommend that you continue to use the treatment a little bit each day. Please refer to the program description (P5) for the recommended time for each program.
Q7	Can I use it in other countries?	Yes. This product is compatible with 100-240V, if you check the voltage of the country you use and match the shape of the outlet, you do not need to have a voltage converter.
Q8	How do this clean after use?	If you are concerned about dirt on the LED irradiation panel or operation panel, wipe it with a soft cloth. Do not use alcohol, thinner, Do not use bright liquid, etc., as it may cause deformation or malfunction.
Q9	Can I purchase only the accessories?	Yes. You can purchase them at the store where you purchased the product or from the official Online store.

Troubleshooting

Symptom of trouble	Possible causes	How to deal with
Cannot power on.	The Dedicated AC adaptor is not connected properly into the device.	Please confirm to connect the dedicated AC adaptor.
LED does not light on. / Partly does not light on.	It occur the error in the device.	Please try to power on again. If your issue is not solved, please contact customer service.
	Near-infrared light color is clear and can not see in irradiation.	
	Not using the dedicated AC adaptor.	Be sure to use the dedicated AC adaptor.
TV and Air conditioner remote control do not operate.	There might be an infrared influence between the device and the TV receiver or AC remote control.	Use the product in a direction where the irradiated surface does not shine directly on TVs, air conditioners, or lighting fixtures.
"E1" error message on display.	The internal temperature has risen due to use.	Please turn off the power and wait about an hour before using it again.
"E2" error message on display.	The temperature of the main body has become high due to prolonged exposure to direct sunlight or heat from a heater, etc.	If the temperature of the main body is high, unplug the dedicated AC adaptor and place it in a cool place for a while, and use it after the temperature of the main body has cooled sufficiently.

Caution

Please contact our customer service if this troubleshooting guide does not apply your problems.

After-sales service

■ Warranty

The warranty is attached to the back cover. Please fill in all necessary information such as location purchased and the date of purchase and keep it safe. Please read this warranty description carefully.

■ Warranty period

The guaranteed term is one year from the date of purchase.

■ Request for repair

Please check the contents of the instruction manual before requesting service. If any abnormality is found, remove the dedicated AC adaptor.

*Shipping costs shall be borne by the customer. We pay shipping costs after repair.

● During warranty period

We will repair without charge according to the regulations of warranty. Please bring or send the product with this warranty and the proof-of-purchase, which can verify the date of purchase.

● After warranty period

When the product still performs after repairing, we will repair with charge based on the needs of customers. Please contact the original distributor or our customer service.

■ If any unsure about after service

Please contact our customer service.

Specifications

MADE IN JAPAN

Product Dimension	Length: 273mm Width: 195mm Height: 17mm	LED drive output	17W (Max)
Weight	About 620g	Power Dissipation	20W (Max)
Power supply type	Dedicated AC adaptor	Power consumption	Under 1W
Rated voltage	AC100V-240V 50/60Hz 1A (Max)	Rated Input Power	DC24V 1A

*This product is a beauty device and no effects of medical equipment.

Haslax CO., Ltd.

● Beauty Business Division

ZIP 106-0032

29F ARK HILLS SENGOKUYAMA MORI TOWER, 1-9-10, Roppongi, Minato-ku, Tokyo, Japan

TEL: +81 03-6206-6188 FAX: +81 03-6206-6289

● Osaka Merchandise Center

ZIP 566-0055

2-2-6 Shinzaikai, Settsu-city, Osaka, Japan

TEL: +81 06-6827-0307 FAX: +81 06-6827-0304