

# CRESSI

SINCE 1946



## NEPTO KING QUICK GUIDE



DOWNLOAD THE COMPLETE  
CRESSI INSTRUCTION MANUAL  
at: [www.cressi.com/manuals](http://www.cressi.com/manuals)

**LONG LIFE**



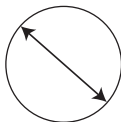
**BATTERY**

**HIGH CONTRAST**



**DISPLAY**

**WIDE DIAMETER**



**EASY ACCESS**



**MENU**



***The data provided by the tide graph are not intended for professional use but are to be considered exclusively as representations.***

***GRESSI SUB don't assumes responsibility for any losses that may result from the use of this watch.***

***Cressi reserves the right to make changes to the instrument without notice, based on the incessant technological upgrade of its components.***

## OPERATING BUTTONS



(short press) **SCROLL UP**

- increase one step

**SEL**

(long press):

- enter the function or confirm
- light is available in:
  - top menu
  - chrono mode
  - free mode

**ESC**

**▼**

**SCROLL DOWN** (short press)

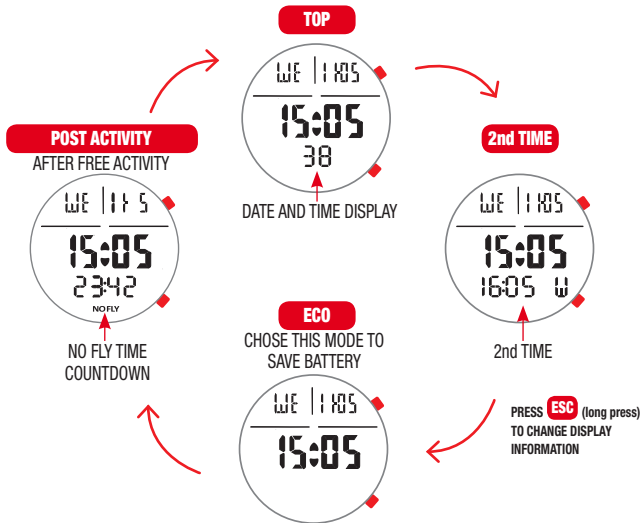
- decrease one step

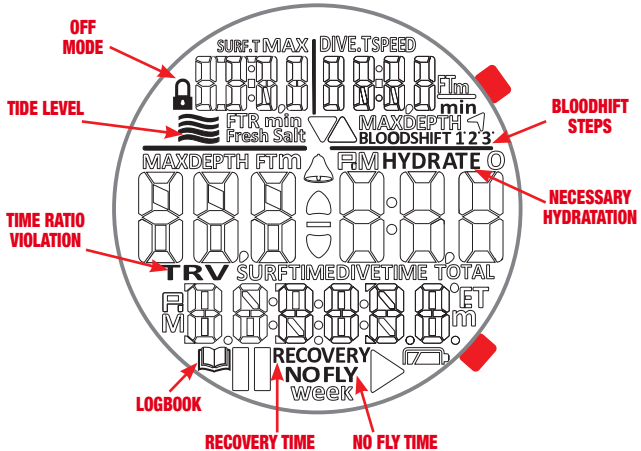
**ESC**

(long press)

- return to the **TOP** menu
- in free mode: **ESC** session

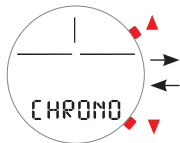
## WATCH FACE





# MAIN SURFACE MENU

## CHRONO



↓ **SEL** TIME  
↑ **ESC** HOURS



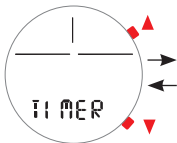
MIN. SEC.

▲ START / STOP

▼ LAP / RESET

**ESC** TO RETURN

## TIMER



↓ **SEL** TIME  
↑ **ESC** HOURS



MIN. SEC.

- SET HOURS
- SET MINUTES
- SET SECONDS

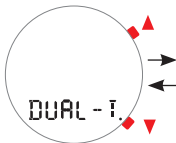
Scroll the SET and confirm **SEL**

▲ START / STOP

▼ RESET

**ESC** TO RETURN

## DUAL TIMER



↓ **SEL** PHASE1/2  
↑ **ESC** CYCLE



MIN. SEC.

- SET SECONDS PHASE 1
- SET MINUTES PHASE 1
- SET SECONDS PHASE 2
- SET MINUTES PHASE 2
- SET THE NUMBER OF CYCLES AND CYCLE DIRECTION

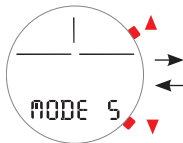
Scroll the SET and confirm **SEL**

▲ START / STOP

▼ RESET

**ESC** TO RETURN

## MODE SELECT



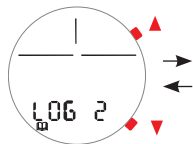
↓ **SEL**  
↑ **ESC**

FREE (FREE MODE)

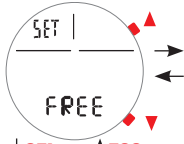
\* OFF (LOCK MODE)

▲ Scroll the MODE and confirm **SEL**

\* In the off function only the surface function are enable

**LOGBOOK**

↓ **SEL**    ↑ **ESC**

**FREE SET**

↓ **SEL**    ↑ **ESC**

- Taravana Protection Level set **TARAV. OFF/L1-L8**
- Bloodshift protection set **BLOODSH. OFF/30-120m(98-349FT)**
- Surf Time Alarm set **SURF T. OFF/1':00"-10':00"**
- Depth Alarm set **DEPTH AL. 1/2/3/4/5 OFF/10-120m(33-394FT)**
- Dive Time Alarm set **DIVE T. OFF/0':10"-6':00"**
- Step Depth Alarm set **STEP OFF/2-25m(6-82FT)**
- Hydration Time Alarm set **HYD OFF/1-4 HOURS**
- Water Salinity set **WATR Fresh/Salt**
- Logbook Sample Rate set **LOG.SAM. 0.5-1-2 Second**

**TIME SET**

↓ **SEL**    ↑ **ESC**



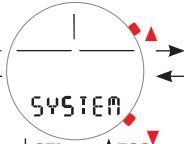
**SLEEP ALARM ON/OFF**

- SET HOUR
- SET MINUTE
- SET H. 12/24
- SET HOUR
- SET MINUTE
- SET D-M/M-D
- SET DAY or MONTH
- SET MONTH or DAY
- SET YEAR

Scroll the SET and confirm **SEL**

Scroll +/- and confirm **SEL**

**ESC** TO RETURN

**SETTING & INFO SYSTEM**

↓ **SEL**    ↑ **ESC**



Scroll the SET and confirm **SEL**

Scroll +/- and confirm **SEL** **ESC** TO RETURN

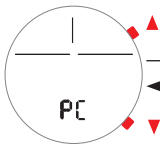
- SET 2nd TIME ON/OFF  
Scroll +/- 30 Min.  
and confirm **SEL**

## PRE DIVE



## SYSTEM MENU

### PC-LINK



CONNECT THE INTERFACE

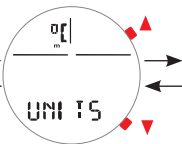


AND DOWNLOAD LATEST  
SOFTWARE UPDATES  
USB (PC/MAC)



BLUETOOTH Cressi App  
AppStore (iOS)  
Playstore/ App Gallery  
(ANDROID)

### CHANGE UNITS



**SEL** TO CHANGE  
(C° m / F-FT)

**ESC** TO RETURN

### HISTORY



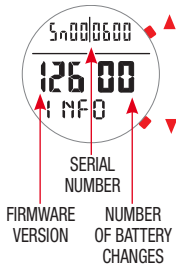
MAX DEPTH HISTORY

HOURS IN USE

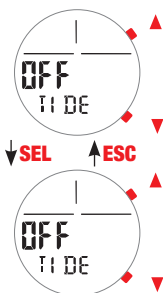
**ESC** TO RETURN



## INFO



## TIDE-SET

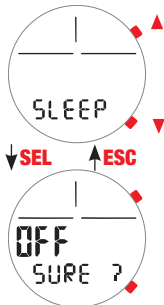


SWITCH TO YES AND PUSH **SEL**  
TO SET THE LOCAL NEXT HIGH TIDE TIME



**SEL** TO CONFIRM **ESC** TO RETURN

## SLEEP MODE



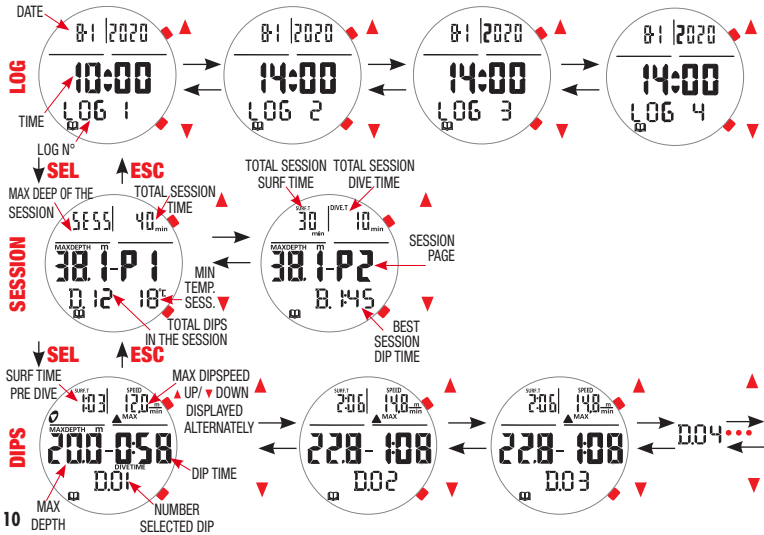
The sleep mode allows you to save battery power in periods of not use the instrument

SWITCH TO YES  
AND PUSH **SEL**  
TO PUT THE WATCH INTO SLEEP  
MODE OR **ESC** TO RETURN



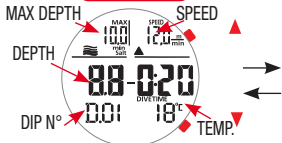
**Exit this mode before entering underwater**

# LOGBOOK MENU FREE MODE

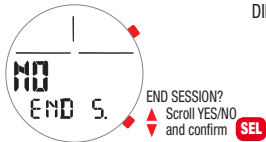
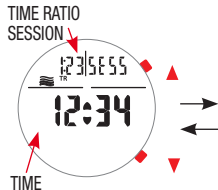
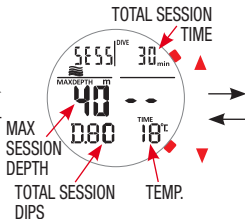
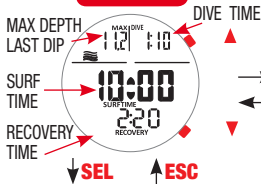


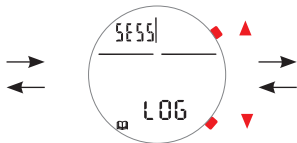
# FREEDIVE ACTIVITIES

## UNDERWATER

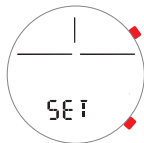
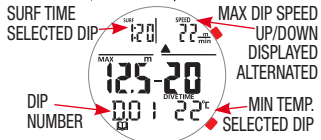


## SURFACE





↓ **SEL**      ↑ **ESC**



↓ **SEL**      ↑ **ESC**

- Surf Time Alarm **SURF-T** F1-F5 (surf time factor) /1':00"-10':00"/OFF
- Depth Alarm **DEPTH** 1 - 50 m. (3-164 FT)/OFF
- Step Depth Alarm **STEP** 2 - 25 m. (6-82 FT)/OFF
- Dive Time Alarm **DIVE-T** 0':10"-6':00"/OFF
- ▲ Scroll the SET and confirm **SEL**
- ▲ Scroll +/- and confirm **SEL**

**12**    PRESS ▲ TO SCROLL THE DATA INTO THE SESSION

**ESC** TO RETURN

## BATTERY



LOW BATTERY  
(YOU SHOULD CHANGE THE BATTERY SOON)



YOU MUST CHANGE THE  
BATTERY  
(DIVE FUNCTION IS DISABLED)



***The battery capacity guarantees operation that goes far beyond the guarantee time.  
If the watch is opened before 2 years from the date of purchase, the warranty is void.***

Note: \_\_\_\_\_

\_\_\_\_\_

\_\_\_\_\_

\_\_\_\_\_

\_\_\_\_\_

\_\_\_\_\_

\_\_\_\_\_

\_\_\_\_\_

Note: \_\_\_\_\_

\_\_\_\_\_

\_\_\_\_\_

\_\_\_\_\_

\_\_\_\_\_

\_\_\_\_\_

\_\_\_\_\_

\_\_\_\_\_

**CRESSI**  
SINCE 1946

Via G. Adamoli, 501 - 16165 GENOVA - ITALY  
TEL. +39 010 830.79.1 - FAX +39 010 830.79.20  
info@cressi-sub.it - www.cressi.com

